

Graphing Trig Functions

© 2013 Kuta Software LLC. All rights reserved.

Date _____ Period _____

Graph each function on separate paper.

1) $y = \sin \theta$

2) $y = 2\sin \theta$

3) $y = 3\cos 4\theta$

4) $y = \frac{1}{2} \cdot \cos \frac{\theta}{4}$

5) $y = 2\cos\left(4\theta + \frac{\pi}{6}\right)$

6) $y = \frac{1}{2} \cdot \cos\left(2\theta - \frac{5\pi}{6}\right)$

7) $y = 1 + 4\cos\left(3\theta - \frac{\pi}{3}\right)$

8) $y = \frac{1}{2} \cdot \sin\left(\theta + \frac{\pi}{6}\right) - 1$

9) $y = 1 + 2\tan\left(2\theta + \frac{5\pi}{6}\right)$

10) $y = -2 + 4\cot\left(2\theta + \frac{\pi}{2}\right)$
 $2\left(\theta + \frac{\pi}{4}\right) - 2$

11) $y = \frac{1}{2} \cdot \cot\left(\frac{\theta}{3} + \frac{5\pi}{6}\right) - 1$

12) $y = \tan \theta + 1$

$\frac{1}{3}\left(x + \frac{5\pi}{2}\right) - 1$

13) $y = 3\csc\left(\frac{\theta}{3} + \frac{11\pi}{6}\right) + 1$

14) $y = \cot\left(\frac{\theta}{3} + \frac{5\pi}{6}\right) - 1$

$\frac{1}{3}\left(x + \frac{11\pi}{2}\right) + 1$

$\frac{1}{3}\left(x + \frac{5\pi}{2}\right) - 1$

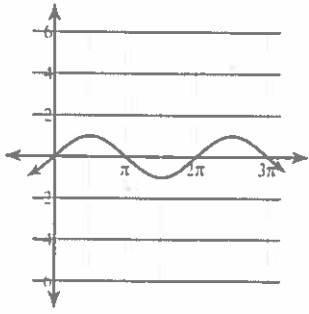
15) $y = 2\cot\left(\frac{\theta}{2} - \frac{7\pi}{6}\right) - 2$

16) $y = 4\cot\left(\frac{\theta}{3} + \frac{2\pi}{3}\right) + 2$

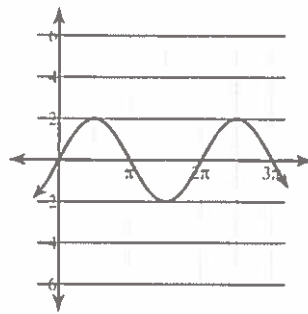
$2\cot\left(\frac{1}{2}\left(x - \frac{7\pi}{3}\right)\right) - 2$

Answers to Graphing Trig Functions (ID: 1)

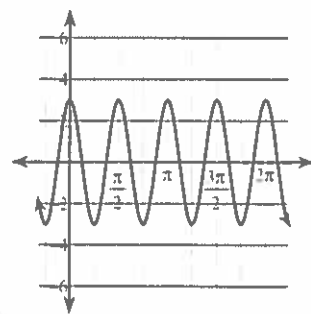
1)



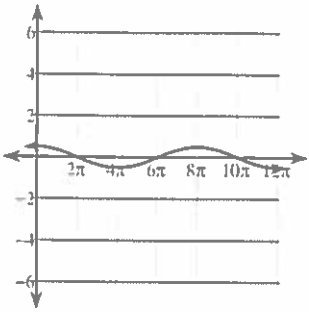
2)



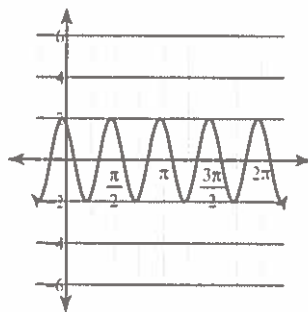
3)



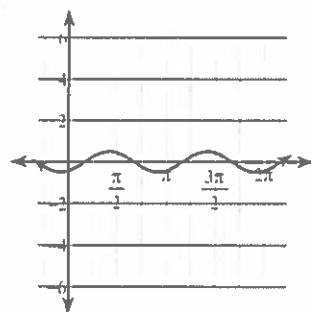
4)



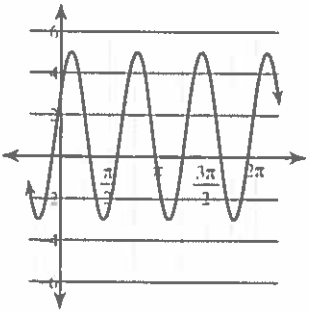
5)



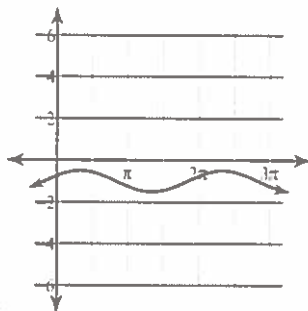
6)



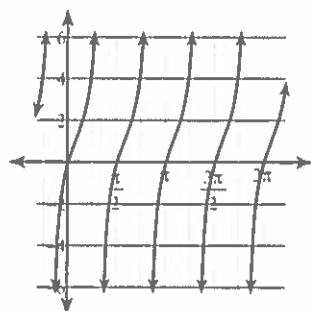
7)



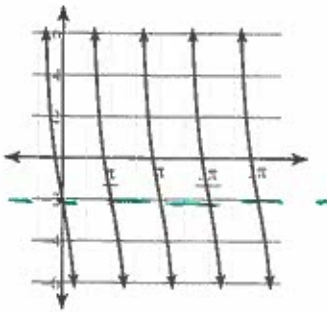
8)



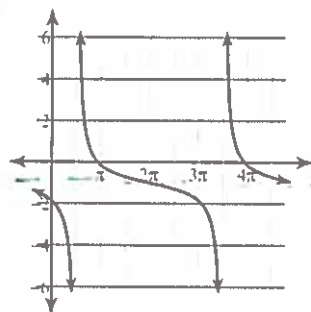
9)



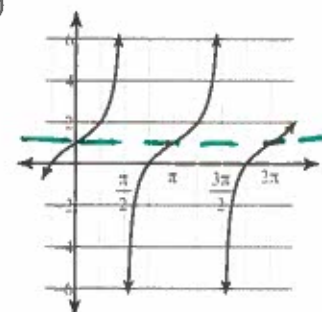
10)



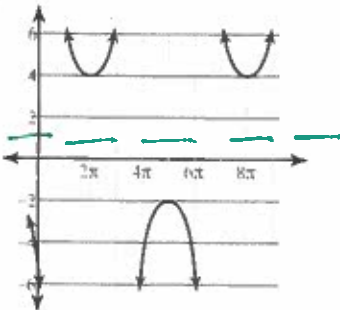
11)



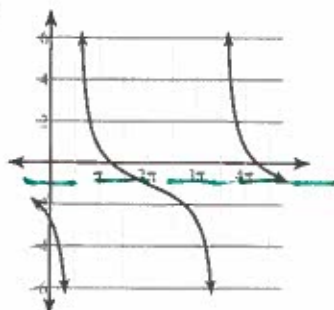
12)



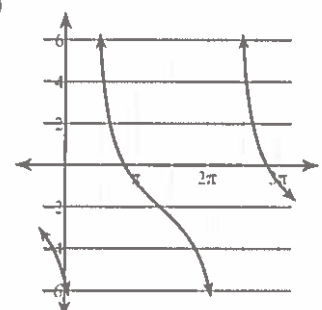
13)



14)



15)



16)

